Forged Steel Gate Valve

Bolted bonnet

Welded bonnet

Pressure seal bonnet

Flanged type

Gate valve Design Construction and Specifications

Gate valves conform to API602, BS5352, and ASME B16.34.Each are tested according to API598, and marking is per MSS SP-25.

Construction:

Full Port or Conventional Port

Outside Screw and Yoke(OS&Y)

Two piece self aligning packing gland

Bolted bonnet with spiral-wound gasket, threaded and seal welded bonnet or threaded and pressure seal bonnet

Integral backseat

Socket weld Ends to ASME B16.11

Screwed Ends(NPT)to ANSI/ASME B1.20.1

Flange Ends(RF) to ANSI B16.5

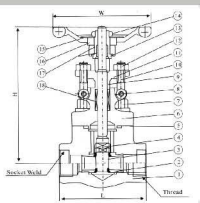

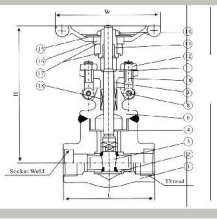

Standard Material Specifications

No	Part Name		Asto ASTM	SS to ASTM	
		Type A105	Type F22	Type F304(L)	Type F316(L)
1	Body	A105	A182 F22	A182 F304(L)	A182 F316(L)
2	Seat Ring	A276 420	A276 304	A276 304(L)	A276 316(L)
3	Wedge	A276 430 &410	A182 304	A182 F304(L)	A182 F316(L)
4	Stem	A182 F6	A182 F304	A182 F304(L)	A182 F316(L)
5	Gasket	Corrugated SS+graphite		SS+PTFE	
6	Bonnet	A105	A182 F22	A182 F304(L)	A182 F316(L)
7	Bonnet Bolt	A193 B7	A193 B16	A193 B8	A193 B8M
8	Pin	A276 420		A182 F304	
9	Gland	A276 410		A182 F304(L)	A182 F316(L)
10	Gland Eyebolt	A193 B7	A193 B16	A193 B8	A193 B8M
11	Gland Flange	A105	A182 F11	A182 F304(L)	A182 F316(L)
12	Gland Nut	A194 2H	A194 4	A194 8	A194 8M
13	Yoke Nut	A276 420			
14	H.W.Lock Nut	A194 2H	A194 4	A194 8	A194 8M
15	Nameplate	SS			
16	Handwheel	A197			
17	Bearing Gasket	A473 431			
18	Stem Packing	Flexible Graphite		PTFE	
Suitable Medium		W.O.G.etc	W.O.G.etc	HNO_3CH_3OOH etc	
Suitable Temperature		-29℃~425℃	-29C~550℃	-29℃~180℃	

Note:Other materials are available upon request. CS=Carbon Steel; AS=Alloy Steel; SS=Stainless Steel;

Dimensions(mm) and Weights(Kg)

NPS		3/8	1/2	3/4	1	1 1/4	1 1/2	2	/
	Couv	/	3/8	1/2	3/4	1	1 1/4	1 1/2	2
L		79	79	92	111	120	120	140	178
H(OPEN)		158	158	169	197	236	246	283	330
W		100	100	100	125	160	160	180	200
Weights	Bolted	2.1	2.0	2.3	4.3	5.9	6.9	11.1	15.2
	Welded	1.8	1.7	2.0	3.8	5.1	6.1	10.2	14.2

Forged Steel Gate Valve Class 900-1500

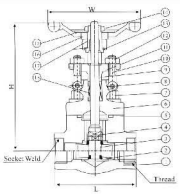

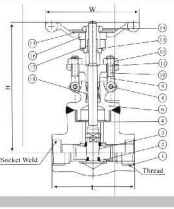

Standard Material Specifications

No	Part Name	CS to ASTM	Asto ASTM	SS to ASTM	
		Type A105	Type F22	Type F304(L)	Type F316(L)
1	Body	A105	A182 F22	A182 F304(L)	A182 F316(L)
2	Seat Ring	A276 420	A276 304	A276 304(L)	A276 316(L)
3	Wedge	A276 430 &410	A182 304	A182 F304(L)	A182 F316(L)
4	Stem	A182 F6	A182 F304	A182 F304(L)	A182 F316(L)
5	Gasket	Corrugated SS+graphite		SS+PTFE	
6	Bonnet	A105	A182 F22	A182 F304(L)	A182 F316(L)
7	Bonnet Bolt	A193 B7	A193 B16	A193 B8	A193 B8M
8	Pin	A276 420		A182 F304	
9	Gland	A276 410		A182 F304(L)	A182 F316(L)
10	Gland Eyebolt	A193 B7	A193 B16	A193 B8	A193 B8M
11	Gland Flange	A105	A182 F11	A182 F304(L)	A182 F316(L)
12	Gland Nut	A194 2H	A194 4	A194 8	A194 8M
13	Yoke Nut	A276 420			
14	H.W.Lock Nut	A194 2H	A194 4	A194 8	A194 8M
15	Nameplate	SS			
16	Handwheel	A197			
17	Bearing Gasket	A473 431			
18	Stem Packing	Flexible Graphite		TYPE	
Suitable Medium		W.O.G.etc	W.O.G.etc	HNO_3CH_3OOH etc	
Suitable Temperature		-29℃~425℃	-29C~550℃	-29℃~180℃	

Note:Other materials are available upon request. CS=Carbon Steel; AS=Alloy Steel; SS=Stainless Steel;

Dimensions(mm) and Weights(Kg)

NPS	Couv	3/8	1/2	3/4	1	1 1/4	1 1/2	2	/
	Full	/	3/8	1/2	3/4	1	1 1/4	1 1/2	2
L		92	111	111	120	120	120	178	210
H(OPEN)		169	197	197	236	246	283	330	354
W		100	125	125	160	160	180	200	240
Weights	Bolted	2.5	4.3	4.2	6.6	6.8	12.5	17.2	23.5
	Welded	2.4	4.2	4.0	6.3	8.7	12.1	17.2	22.0

Forged Steel Pressure-seal Gate Valve Class 900-2500

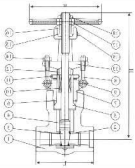

Standard Material Specifications

No	Part Name	CS to ASTM	Asto ASTM	SS to ASTM	
		Type A105	Type F22	Type F304(L)	Type F316(L)
1	Body	A105	A182 F22	A182 F304(L)	A182 F316(L)
2	Ring	A276 420	A276 304	A276 304(L)	A276 316(L)
3	Wedge	A276 430 &410	A182 F304	A182 F304(L)	A182 F316(L)
4	Stem	A182 F6	A182 F304	A182 F304(L)	A182 F316(L)
5	Pressure Seat	A105	A182 F304	A182 F304(L)	A182 F316(L)
6	Pressurering		A276 304L		A276 316(L)
7	Bonnet	A105	A182 F22	A182 F304(L)	A182 F316(L)
8	Gland Eyebolt	A193 B7	A193 B16	A193 B8	A193 B8M
9	Pin	A276 F420		A182 F304(L)	
10	Stem Packing	Flexible Graphite		PTFE	
11	P.S.Look Nut	A194 2H	A194 4	A194 8	A194 8M
12	Gland	A276 F420		A182 F304	
13	Gland Flange	A216 WCB		A315 Cf8	
14	Gland Nut	A194 2H	A194 4	A194 8	A194 8M
15	Yoke Nut	A276-410			
16	Retaining Nut	A194 2H	A194 4	A194 8	A194 8M
17	Handwheel	A197			
18	H.W.Look Nut	A194 2H	A194 4	A194 8	A194 8M
19	Oil Cup	Brass			
Suitable Medium		W.O.G.etc	W.O.G.etc	HNO_3CH_3OOH etc	
Suitable Temperature		-29℃~425℃	-29C~550℃	-29℃~180℃	

Note:Other materials are available upon request. CS= Carbon Steel; AS=Alloy Steel; SS=Stainless Steel;

Dimensions(mm) and Weights(Kg)

NPS		1/2″	3/4″	1″	1 1/4″	1 1/2″	2″
L	900-1500Lb	140	140	140	178	178	216
	2500Lb	186	186	186	232	232	279
H(OPEN)		321	321	321	380	414	502
W		160	160	180	200	250	280
Weights	900-1500Lb	11.5	10.8	10.5	19.6	21.0	55.4
	2500Lb	12.3	11.6	10.8	26.0	28.4	60.0

Forged Steel Globe Valve

Bolted bonnet

Welded bonnet

Pressure seal bonnet

Flanged type

Globe valve Design Construction and Specifications

valves conform to API602, BS 5352, and ASME B16.34, Each are tested according to API 598, and marking is per MSS SP-25

Construction:

Full Port or Conventional Port

Outside Screw and Yoke(OS&Y)

Two piece self-aligning packing gland

Bolted bonnet with spiral-wound gasket, threaded and seal welded bonnet or threaded and pressure seal bonnet

Integral backseat

Socket weld Ends to ASME B16.11

Screwed Ends(NPT)to ANMEB1.20.1

Flange Ends(RF) to ANSI B16.5

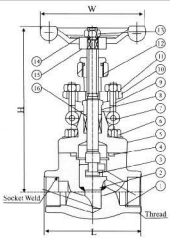

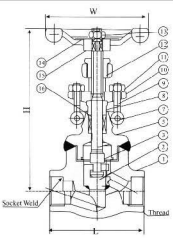

Standard Material Specifications

No	Part Name	CS to ASTM	As to ASTM	SS to ASTM	
		Type A105	Type F22	Type F304(L)	Type F316(L)
1	Body	A105	A182 F22	A182 F304(L)	A182 F316(L)
2	Disc	A276 420	A276 F304	A276 304(L)	A276 316(L)
3	Stem	A182 F6	A182 F304	A182 F304(L)	A182 F316(L)
4	Gasket	Corrugated SS+graphite		SS+PTFE	
5	Bonnet	A105	A276 304	A276 304(L)	A276 316(L)
6	Bonnet Bolt	A193 B7	A193 B16	A193 B8	A193 B8M
7	Pin	A276 420		A276 304	
8	Gland	A276 410		A182 F304(L)	A182 F316(L)
9	Gland Eyebolt	A193 B7	A193 B16	A193 B8	A193 B8M
10	Gland Flange	A216 WCB		A351 Cf8	
11	Gland Nut	A193 2H	A194 4	A194 8	A194 8M
12	Yoke Nut	A276 410			
13	H.W.Nut	A194 2H	A194 4	A194 8	A194 8M
14	Nameplate	SS			
15	Handwheel	A197			
16	Stem Packing	Flexible Graphite		PTFE	
Suitable Medium		W.O.G.etc	W.O.G.etc	HNO_3CH_3OOH etc	
Suitable Temperature		-29℃~425℃	-29C~550℃	-29℃~180℃	

Note:Other materials are available upon request. CS=Carbon Steel; AS=Alloy Steel; SS=Stainless Steel;

Dimensions(mm) and Weights(Kg)

NPS	Couv	3/8	1/2	3/4	1	1 1/4	1 1/2	2	/
	Full	/	3/8	1/2	3/4	1	1 1/4	1 1/2	2
L		79	79	92	111	120	152	172	200
H(OPEN)		166	166	171	207	240	258	330	355
W		100	100	100	125	160	160	180	200
Weights	Bolted	1.9	1.9	2.1	3.5	6.0	7.5	11.4	14.6
	Welded	1.7	1.7	1.9	3.3	5.2	6.8	10.6	13.8

Forged Steel Globe Valve Class 900-1500

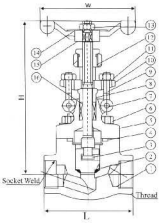

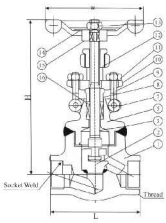

Standard Material Specifications

No	Part Name	CS to ASTM Type A105	As to ASTM Type F22	SS to ASTM Type F304(L)	SS to ASTM Type F316(L)
1	Body	A105	A182 F22	A182 F304(L)	A182 F316(L)
2	Disc	A276 420	A276 F304	A276 304(L)	A276 316(L)
3	Stem	A182 F6	A182 F304	A182 F304(L)	A182 F316(L)
4	Gasket	Corrugated SS+graphite		SS+PTFE	
5	Bonnet	A105	A276 304	A276 304(L)	A276 316(L)
6	Bonnet Bolt	A193 B7	A193 B16	A193 B8	A193 B8M
7	Pin	A276 420		A276 304	
8	Gland	A276 410		A182 F304(L)	A182 F316(L)
9	Gland Eyebolt	A193 B7	A193 B16	A193 B8	A193 B8M
10	Gland Flange	A216 WCB		A351 Cf8	
11	Gland Nut	A193 2H	A194 4	A194 8	A194 8M
12	Yoke Nut	A276 410			
13	H.W.Nut	A194 2H	A194 4	A194 8	A194 8M
14	Nameplate	SS			
15	Handwheel	A197			
16	Stem Packing	Flexible Graphite		PTFE	
Suitable Medium		W.O.G.etc	W.O.G.etc	HNO_3CH_3OOH etc	
Suitable Temperature		-29℃~425℃	-29C~550℃	-29℃~180℃	

Note:Other materials are available upon request. CS=Carbon Steel; AS=Alloy Steel; SS=Stainless Steel;

Dimensions(mm) and Weights(Kg)

NPS	Couv / Full	3/8 /	1/2 3/8	3/4 1/2	1 3/4	1 1/4 1	1 1/2 1 1/4	2 1 1/2	/ 2
L		2	111	111	120	152	172	200	220
H(OPEN)		171	207	207	240	258	330	355	370
W		100	125	125	160	160	180	200	240
Weights	Bolted	2.2	3.7	3.6	6.8	7.6	11.6	15.0	21.9
	Welded	2.0	3.4	3.3	6.0	5.6	10.3	14.2	18.0

Forged Steel Pressure-seal Globe Valve Class 900-2500

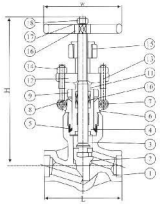

Standard Material Specifications

No	Part Name	CS to ASTM	Asto ASTM	SS to ASTM	
		Type A105	Type A182 F22	Type A182 F304	Type A182 F316(L)
1	Body	A105	A182 F22	A182 F304(L)	A182 F316(L)
2	Disc	A276 420	A276 304	A276 304(L)	A276 316(L)
3	Stem	A182 F6	A182 F304	A182 F304(L)	A182 F316(L)
4	Pressure Seat	A105	A182 F304	A182 F304(L)	A182 F316(L)
5	ressurering		A182 F304L		A182 F316(L)
6	Bonnet	A106	A182 F22	A182 F304(L)	A182 F316(L)
7	Pin	A276 420			
8	P.S.Washer	A105	A182 F22	A182 F304(L)	A182 F316(L)
9	P.S.Lock Nut	A194 2H	A194 4	A194 8	A193 8M
10	Stem Packing	Flexibte Graphite		SS+PEFE	
11	Gland	A276 420		A182 F304	
12	Gland Flange	A216 WCB		A351 Cf8	
13	Gland Eyebolt	A193 B7	A193 B16	A193 B8	A193 B8M
14	Gland Nut	A194 2H	A194 4	A194 8	A194 8M
15	Yoke Nut	A276-410			
16	Handwheel	A197			
17	Nameplate	SS			
18	Gland Nut	A194 2H	A194 4	A194 8	A194 8M
Suitable Medium		W.O.G.etc	W.O.G.etc	HNO_3CH_3OOH etc	
Suitable Temperature		-29℃~425℃	-29C~550℃	-29℃~180℃	

Note:Other materials are available upon request. CS=Carbon Steel; AS=Alloy Steel; SS=Stainless Steel;

Dimensions(mm) and Weights(Kg)

NPS		1/2 〃	3/4〃	1〃	1 1/4〃	1 1/2〃	2 〃
L	900-1500Lb	140	140	140	178	178	216
	2500Lb	186	186	186	232	232	279
H(OPEN)		333	333	333	408	408	524
W		160	160	180	200	250	280
Weights	900-1500Lb	11.2	10.5	10.1	21.0	19.6	40.4
	2500Lb	12.3	11.6	10.8	286.0	26.4	43.8

SKV

Forged Steel Check Valve

Bolted bonnet

Welded bonnet

Pressure seal bonnet

Flanged type

Check valve Design Construction and Specifications

check valves conform to MSS-SP-118 and ASME B16.34Each are tested according to API 598, and marking is per MSS SP-25

Construction:

Full Port or Conventional Port

Piston check

Ball check

Swing check

Spring available on request

Bolted bonnet with spiral-wound gasket, threaded and seal welded bonnet or threaded and pressure seal bonnet

Socket weld ends to ASME B16.11

Screwed Ends(NPT)to ANSI/ASMEB1.20.1

Flange Ends(RF) to ANSI B16.5

Forged Steel Piston Check Valve Class 800

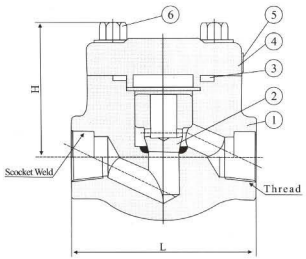

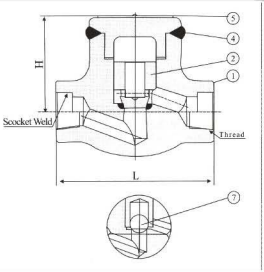

Standard Material Specifications

No	Part Name	CS to ASTM	AS to ASTM	SS to ASTM	
		Type A105	Type F22	Type F304(L)	Type F316(L)
1	Body	A 105	A182 F22	A182 F304(L)	A182 F316(L)
2	Piston Disc	A276 410	A276 304	A276 304(L)	A276 316(L)
3	Gasket	Corrugated SS+graphite		SS+PTFE	
4	Bonnet	A105	A182 F22	A182/F304(L)	A182/F316(L)
5	Nameplate	SS			
6	Bolt	A193 B7	F193 B16	A193 B8(M)	A193 B8(M)
7	Ball	A182 F304	A182 F304	A182 F304	A182 F304
Suitable Medium		W.O.G.etc	W.O.G.etc	HNO_3CH_3OOH etc	
Suitable Temperature		-29℃~425℃	-29℃~550℃	-29℃~180℃	

Note: Other materials are available upon request. CS=Carbon Steel; AS=Alloy Steel; SS=Stainless Steel;

Dimensions(mm) and Weights(Kg)

NPS		Couv	3/8	1/2	3/4	1	1 1/4	1 1/2	2	
		Full		3/8	1/2	3/4	1	1 1/4	1 1/2	2
L			79	79	92	111	120	152	172	200
H			61	61	65	79	95	103	118	132
Weights	Bolted		1.4	1.2	1.5	3.1	3.9	5.6	8.9	12.5
	Welded		1.1	1.0	1.2	2.9	3.3	4.9	8.1	10.9

Forged Steel Piston Check Valve Class 900-1500

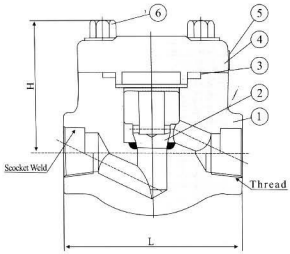

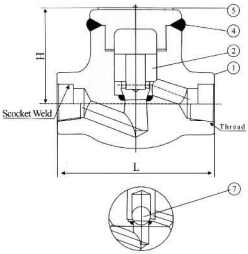

Standard Material Specifications

No	Part Name	CS to ASTM	AS to ASTM	SS to ASTM	
		Type A105	Type F22	Type F304(L)	Type F316(L)
1	Body	A 105	A182 F22	A182 F304(L)	A182 F316(L)
2	Piston Disc	A276 410	A276 304	A276 304(L)	A276 316(L)
3	Gasket	Corrugated SS+graphite		SS+PTFE	
4	Bonnet	A105	A182 F22	A182/F304(L)	A182/F316(L)
5	Nameplate	SS			
6	Bolt	A193 B7	F193 B16	A193 B8(M)	A193 B8(M)
7	Ball	A182 F304	A182 F304	A182 F304	A182 F304
Suitable Medium		W.O.G.etc	W.O.G.etc	HNO_3CH_3OOH etc	
Suitable Temperature		-29℃~425℃	-29℃~550℃	-29℃~180℃	

Note: Other materials are available upon request. CS=Carbon Steel; AS=Alloy Steel; SS=Stainless Steel;

Dimensions(mm) and Weights(Kg)

NPS	Couv	3/8	1/2	3/4	1	1 1/4	1 1/2	2	
	Full		3/8	1/2	3/4	1	1 1/4	1 1/2	2
L		92	111	111	120	152	172	200	220
H		65	79	79	97	104	120	139	215
Weights	Bolted	1.6	3.4	3.3	5.5	6.0	9.2	12.9	16.2
	Welded	1.3	3.2	3.1	4.8	5.4	8.5	11.2	14.3

Forged Steel Swing Check Valve Class 900-1500

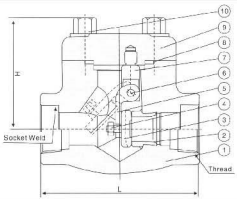

Standard Material Specifications

No	Part Name	CS to ASTM	AS to ASTM	SS to ASTM	
		Type A105	Type F22	Type F304(L)	Type F316(L)
1	Body	A 105	A182 F22	A182 F304(L)	A182 F316(L)
2	Seat	A276 410	A276 304	A276 304(L)	A182 F316(L)
3	Swing Disc	A276 420	A276 304	A276 304(L)	A276 316(L)
4	Nut	A194 2H	A194 4	A194 8	A1978M
5	Hinge	A105	A182 F22	A182 F304(L)	A182 F316(L)
6	Pin	A276 F22		A182 F304	A182 F316
7	Pontlevis	A105	A182 F22	A182F304L	A182 F316(L)
8	Gasket	Corrugated Ss+grapite		SS+PTFE	
9	Bonnet	A105	A182 F22	A182 F304L	A182 F306(L)
10	Bolt	A193 B7	A193 B16	A193 B8(M)	A193B8M
Suitable Medium		W.O.G.etc	W.O.G.etc	HNO_3CH_3OOH etc	
Suitable Temperature		-29℃~425℃	-29℃~550℃	-29℃~180℃	

Note: Other materials are available upon request. CS=Carbon Steel; AS=Alloy Steel; SS=Stainless Steel;

Dimensions(mm) and Weights(Kg)

NPS		3/8	1/2	3/4	1	1 1/4	1 1/2	2
L	800Lb	79	79	92	111	120	120	140
	900~1500Lb	92	111	111	120	120	140	178
H	800Lb	61	61	78	84	101	120	133
	900~1500Lb	79	7	79	97	105	120	140
Weights	800Lb	1.1	1.0	1.9	3.9	4.5	7.3	10.0
	900~1500Lb	3.1	3.0	3.6	4.3	6.1	8.8	12.6

Forged Steel Pressure-seal Swing Check Valve Class 900-2500

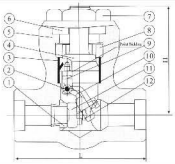

Standard Material Specifications

No	Part Name	CS to ASTM	AS to ASTM	SS to ASTM	
		Type A105	Type F22	Type F304(L)	Type F316(L)
1	Seat Ring	A276 410	A276 304	A276 304(L)	A276 316(L)
2	Pin	A276 420		A182 F304	A182 F316
3	Pressure Ring		A276 304		A276 316(L)
4	Pressure Seat	A105	A182 F304	A182/F304(L)	A182 F316(L)
5	Body	A 105	A18 F22	A182/F304(L)	A182 F316(L)
6	Bonnet	A 105	A182 F22	A182 F304	A182 F316(L)
7	Bolt	A193 B7	A193 B16	A193 B8	A193 B8M
8	Quarter Ring	A276 420	A182 F304		A182 F316
9	Pontlevis	A105	A182 F22	A182 F304L	A182 F316(L)
10	Hinge	A 105	A182 F22	A182 F304L	A182 F316(L)
11	Disc	A276 420	F304	A182 F304(L)	F316(L)
12	Nut	A194 2H	A194 4	A194 8	A194 8M
Suitable Medium		W.O.G.Ete	W.O.G.etc	HNO_3CH_3OOH etc	
Suitable Temperature		-29℃~425℃	-29℃~550℃	-29℃~180℃	

Note: Other materials are available upon request. CS=Carbon Steel; AS=Alloy Steel; SS=Stainless Steel;

Dimensions(mm) and Weights(Kg)

	NPS	1/2″	3/4″	1″	1 1/4″	1 1/2″	2″
L	900~1500Lb	140	140	140	178	178	216
	2500Lb	186	186	186	232	232	279
H		117	117	117	152	152	195
Weights	900~1500Lb	8.2	7.8	7.7	19.8	19.2	21.3
	2500Lb	10.0	9.6	9.4	21.5	21.0	22.8

Forged Steel Pressure-seal Piston Check Valve Class 900~2500

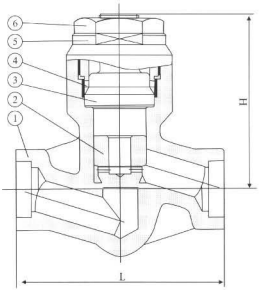

Standard Material Specifications

No	Part Name	CS to ASTM	AS to ASTM	SS to ASTM	
		Type A105	Type F22	Type F304(L)	Type F316(L)
1	Body	A 105	A182 F22	A182 F304(L)	A182 F316(L)
2	Lift Disc	A276 420	A276 304	A276 304(L)	A276 316(L)
3	Sealing Seat	A105	F22	A182 F304(L)	F316(L)
4	Pressure Ring	08F	08F	A276 304L	A276 316L
5	Retainion Nut	A194 2H	A194 4	A194 8	A194 8M
6	P.S.Lock Nut	A194V 2H	A194 4	A194 8	A194 8M
Suitable Medium		W.O.G.etc	W.O.G.etc	HNO_3CH_3OOH etc	
Suitable Temperature		-29℃~425℃	-29℃~550℃	-29℃~180℃	

Note: Other materials are available upon request. CS=Carbon Steel; AS=Alloy Steel; SS=Stainless Steel;

Dimensions(mm) and Weights(Kg)

	NPS	1/2″	3/4″	1″	1 1/4″	1 1/2″	2″
L	900~1500Lb	140	140	140	178	178	216
	2500Lb	186	186	186	232	232	279
	H	117	117	117	152	152	195
Weights	900~1500Lb	7.5	7.0	6.7	18.5	18.1	20.3
	2500Lb	9.0	7.6	8.4	19.5	20.1	21.8

Flanged end Globe Valve

Flanged end Gate Valve

Flanged end Check Valve

Flanged End Valve Design Construction and Specifications

API602,Mss-SP-118 ANSI B16.34、B5352。
flanged end valves conform to API602,MSS-SP-118(as applicable),and ANSI B16.34 Each are tested according to API 598,and marking is per Mss-SP-25.

Construction is as follows:

Full Port and Conventional Port
ANSI B16.10 Face to face according to ANSIB 16.10
ANSI B16.5 F16.5 Flanges according to ANSIB 16.5
Pressure seal bonnet
(OS&Y)Outside Screw and Yoke(OS&Y)
Two piece self-aligning packing gland
Integral backseat
Integral body flanges as option
ASME B16.25 Butt Welded Ends to ASME B16.25
RTJ body bonnet gasket ring joint type
Bolted bonnet with spiral-wound gasket threaded and seal wlded bonnet or threaded and pressure seal bonnet.

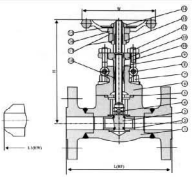

Standard Material Specifications

NO.	Part Name	CS to ASTM	AS to ASTM	SS to ASTM	
		Type A 105	Type F22	Type F304(L)	Type F316(L)
1	Body	A105	A182 F22	A182 F304(L)	A182 F316(L)
2	Seat Ring	A276 420	A276 304	A276 304(L)	A276 316(L)
3	Wedge	A276 410&430	A182 F304	A182 F304(L)	A182 F316(L)
4	Stem	A182 F6	A182 F304	A182 F304(L)	A182 F316(L)
5	Gasket	316Corrugated SS+Graphite		316 PTFE SS+ PTFE	
6	Bonnet	A105	A182 F22	A182 F304(L)	A182 F306(L)
7	Bonnet Bolt	A193 B7	A193 B16	A193 B8	A193 B8M
8	Pin	A276 420		A276 304	
9	Gland	A276 410		A182 F304(L)	A182 F316(L)
10	Gland Eyebolt	A193 B7	A193 B16	A193 B8	A193 B8M
11	Gland Flange	A105	A182 F11	A182 F304(L)	A182 F316(L)
12	Gland Nut	A194 2H	A194 4	A194 8	A194 8M
13	Yoke Nut	A276 410			
14	H.W.Lock Nut	A194 2H	A194 4	A194 8	A194 8M
15	Nameplate	SS			
16	Hand wheel	A197			
17	Bearing Gasket	A473 431			
18	Stem Packing	Flxible Graphite		PTFE	
Suitable medium		W.O.G.etc	W.O.G.etc	HNO_3.CH_3OOH etc	
Suitable Temperature		-29℃ ~ 425℃	-29℃ ~ 550℃	-29℃ ~ 180℃	

Note:other materials are available upon request.CS=Carbon Steel AS= Alloy Steel;SS=Stainless Steel;

Dimensions(mm) and Weights(Kg)

NPS								
L(RF) L1(BW)	150		108	117	127	140	165	203
	300		140	152	165	178	190	216
	600		165	190	216	229	241	292
H(OPEN)	150,300		158	169	197	236	246	283
	600		169	197	236	246	283	320
			100	100	125	160	160	180
Weights	150	RF	4.5	5.2	8.2	11.5	12.5	20.3
		BW	2.8	3.3	5.4	7.1	8.2	12.5
	300	RF	4.8	6.2	9.3	14	15.5	23.4
		BW	3.5	4.4	6.8	8.1	9.2	15.4
	600	RF	5.9	7.4	10.4	16.2	17.5	28.3
		BW	4.5	5.1	8.2	10.5	12.4	20.1

Flanged End Gate Valve 900Lb ~ 1500Lb

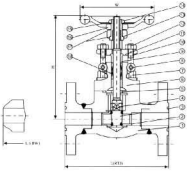

Standard Material Specifications

NO.	Part Name	CS to ASTM	AS to ASTM	SS to ASTM	
		Type A 105	Type F22	Type F304(L)	Type F316(L)
1	Body	A105	A182 F22	A182 F304(L)	A182 F316(L)
2	Seat Ring	A276 420	A276 304	A276 304(L)	A276 316(L)
3	Wedge	A276 410&403	A182 F304	A182 F304(L)	A182 F316(L)
4	Stem	A182 F6	A182 F304	A182 F304(L)	A182 F316(L)
5	Gasket	316Corrugated SS+Graphite		316 PTFE SS+ PTFE	
6	Bonnet	A105	A182 F22	A182 F304(L)	A182 F306(L)
7	Bonnet Bolt	A193 B7	A193 B16	A193 B8	A193 B8M
8	Pin	A276 420		A276 304	
9	Gland	A276 410		A182 F304(L)	A182 F316(L)
10	Gland Eyebolt	A193 B7	A193 B16	A193 B8	A193 B8M
11	Gland Flange	A105	A182 F11	A182 F304(L)	A182 F316(L)
12	Gland Nut	A194 2H	A194 4	A194 8	A194 8M
13	Yoke Nut	A276 420			
14	H.W.Lock Nut	A194 2H	A194 4	A194 8	A194 8M
15	Nameplate	SS			
16	Hand wheel	A197			
17	Bearing Gasket	A473 431			
18	Stem Packing	Flixible Graphite		PTFE	
Suitable medium		W.O.G.etc	W.O.G.etc	HNO_3.CH_3OOH etc	
Suitable Temperature		-29℃ ~ 425℃	-29℃ ~ 550℃	-29℃ ~ 180℃	

Note:other materials are available upon request.AS=Alloy Steel;SS=Stainless Steel;

Dimensions(mm) and Weights(Kg)

NPS		1/2	3/4	1	1 1/4	1 1/2	2
L(RTJ) L1(BW)	900 ~ 1500Lb	216	229	254	279	305	371
	900 ~ 1500Lb	216	229	254	279	305	368
	H(OPEN)	197	197	236	246	283	330
Weights	W	125	125	160	160	180	220
	RTJ	7.2	11.5	15.6	16.2	22.6	32.8
	BW	5.2	9.3	12.4	13.8	18.9	27.5

Flanged End Pressure Seal Gate Valve 900Lb ~ 2500Lb

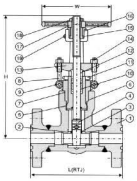

Standard Material Specifications

NO.	Part Name	CS to ASTM	AS to ASTM	SS to ASTM	
		Type A 105	Type F22	Type F304(L)	Type F316(L)
1	Body	A105	A182 F22	A182 F304(L)	A182 F316(L)
2	Seat	A276 420	A276 304	A276 304(L)	A276 316(L)
3	Wedge	A276 410&430	A182 F304	A182 F304(L)	A182 F316(L)
4	Stem	A182 F6	A182 F304	A182 F304(L)	A182 F316(L)
5	Pressure Seat	A105	A182 F304	182 F304(L)	F316(L)
6	Pressure Ring		A276 304L		A276 316L
7	Bonnet	A105	A182 F22	A182 F304(L)	A182 F316(L)
8	Gland Eyebolt	A193 B7	A193 B16	A193 B8	A193 B8M
9	Pin	A276 F420		A182 F304	
10	Stem Packing	Flexible Graphite		PTFE	
11	P.S.Lock Nut	A194 2H	A194 4	A194 8	A194 8M
12	Gland	A276 F420		A182 F304	
13	Gland Flange	A216 WCB		A351 CF8	
14	Nut	A194 2H	A194 4	A194 8	A194 8M
15	Yoke Nut	A276 –420			
16	Retaining Nut	A194 2H	A194 4	A194 8	A194 8M
17	Handwheel	A197			
18	H.W.Lock Nut	A194 2H	A194 4	A194 8	A194 8M
19	Oil Cup	Brass			
Suitable medium		W.O.G.etc	W.O.G.etc	HNO_3 .CH_3OOH etc	
Suitable Temperature		–29℃ ~ 425℃	–29℃ ~ 550℃	–29℃ ~ 180℃	

Dimensions(mm) and Weights(Kg)

NPS		1/2	3/4	1	1 1/4	1 1/2	2
L(RTJ)	900 ~ 1500Lb	216	229	254	279	305	368
	2500Lb	264	273	308	349	384	451
H(OPEN)	900 ~ 1500Lb	216	250	270	320	350	445
	2500Lb	321	321	321	373	406	495
Weights	W	160	160	180	200	250	280
	900 ~ 1500Lb	19.6	21.5	25.7	37.8	48.5	99.8
	2500Lb	21.5	24.7	30.4	48.1	58.1	130.0

Flanged End Globe Valve 150Lb ~ 600Lb

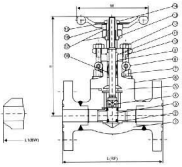

Standard Material Specifications

No.	Part Name	CS to ASTM	AS to ASTM	SS to ASTM	
		Type A 105	Type F22	Type F304(L)	Type F316(L)
1	Body	A105	A182 F22	A182 F304(L)	A182 F316(L)
2	Gasket	316Corrugated ss+Graphite		316PTFE SS+PTFE	
3	Bonnet Bolt	A193 B7	A193 B16	A193 B8	A193 B8M
4	Pin Gland	A276 420		A276 304	
5	Gland Eyebolt	A276 410		A182 F304(L)	A182 F316(L)
6	Gland Nut	A193 B7	A193 B16	A193 B8	A194 8M
7	Yode Nut	A194 2H	A194 4	A194 8	A194 8M
8	Yoke Nut	A276 410			
9	H.W.Nut	A194 2H	A194 4	A194 8	A194 8M
10	Nameplate	SS			
11	Hand wheel	A197			
12	Gland Flange	A216 WCB		A351 CF8	
13	Stem Packing	Flexible Graphite		PTFE	
14	Bonnet	A105	A276 304	A182 F304(L)	A182 F316(L)
15	Stem	A182 F6	A182 F304	A182 F304(L)	A182 F316(L)
16	Disc	A276 420	A276 304	A276 304(L)	A276 316(L)
Suitable Medium		W.O.G.etc	W.O.G.etc	HNO_3,CH_3OOH etc	
Suitable Temperature		-29℃~425℃	-29℃~550℃	-29℃~180℃	

Note:Other materials are available upon request.CS=Carbon Steel AS=Alloy Steel;SS=Stainless Steel;

Dimensions(mm) and Weights(Kg)

NPS								
L(RF) L1(BW)	150		108	117	127	140	165	203
	300		152	178	203	216	229	267
	600		165	190	216	229	241	292
H(OPEN)	150、300		166	171	207	240	258	330
	600		171	207	240	258	330	380
			100	100	125	160	160	180
Weights	150	RF	4.5	6.9	9.8	13.5	19.5	28.0
		BW	2.3	3.6	7.8	8.2	12.0	15.0
	300	RF	4.8	7.7	11.0	16.8	21.2	32.6
		BW	2.8	4.0	8.5	9.2	12.6	16.8
	600	RF	5.6	7.8	12.5	17.0	23.5	38.8
		BW	3.4	4.7	9.2	10.5	13.3	18.9

Flanged End Globe Valve 900Lb~1500Lb

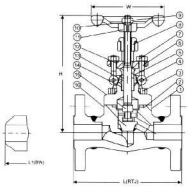

Standard Material Specifications

No.	Part Name	CS to ASTM	AS to ASTM	SS to ASTM	
		Type A105	Type F22	Type F304(L)	Type F316(L)
1	Body	A105	A182 F22	A182 F304(L)	A182 F316(L)
2	Gasket	316Corrugated ss+Graphite		316PTFE SS+PTFE	
3	Bonnet Bolt	A193 B7	A193 B16	A193 B7	A193 B8M
4	Pin Gland	A276 420		A276 304	
5	Gland Eyebolt	A276 410		A182 F304(L)	A182 F316(L)
6	Gland Nut	A193 B7	A193 B16	A193 B7	A193 B7
7	Yode Nut	A194 2H	A194 4	A194 8	A194 8M
8	Yoke Nut	A276 410			
9	H.W.Nut	A194 2H	A194 4	A194 8	A194 8M
10	Nameplate	SS			
11	Hand wheel	A197			
12	Gland Flange	A216 WCB		A351 Cf8	
13	Stem Packing	Flexible Graphite		PTFE	
14	Bonnet	A105	A276 304	A182 F304(L)	A182 F316(L)
15	Stem	A182 F6	A182 F304	A182 F304(L)	A182 F316(L)
16	Disc	A276 420	A276 304	A276 304(L)	A276 316(L)
Suitable Medium		W.O.G.etc	W.O.G.etc	HNO_3,CH_3OOH etc	
Suitable Temperature		-29℃~425℃	-29℃~550℃	-29℃~180℃	

Note:Other materials are available upon request.CS=Carbon Steel AS=Alloy Steel;SS=Stainless Steel;

Mm&kg Dimensions(mm)and Weights(Kg)

NPS		1/2	3/4	1	1 1/4	1 1/2	2
L(RTJ)	900~1500Lb	216	229	254	279	305	371
L1(BW)	900~1500Lb	216	229	254	279	305	368
H(OPEN)		207	207	240	258	330	355
W		125	125	160	160	180	200
Weights	RTJ	8.0	13.2	17.4	19.0	24.5	31.0
	BW	5.2	10.0	14.6	15.8	20.5	27.8

Flanged End Pressure-seal Globe Valve 900Lb~2500Lb

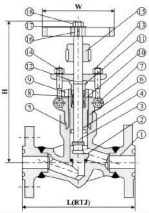

Standard Material Specifications

No.	Part Name	CS to ASTM	AS to ASTM	SS to ASTM	
		Type A105	Type A182 F22	Type F304(L)	Type F316(L)
1	Body	A105	A182 F22	A182 F304(L)	A182 F316(L)
2	Disc	A276 420	A276 304	A276 304(L)	A276 316(L)
3	Stem	A182 F6	A182 F304	A182 F304(L)	A182 F316(L)
4	Pressure Seat	A105	A182 F304	A182 F304(L)	A182 F316(L)
5	Pressure Ring	A182 F304(L)		F316L	
6	Bonnet	A105	A182 F22	A182 F304(L)	A182 F316(L)
7	Pin	A276 420		A276 304	
8	P.S.Washer	A105	A182 F22	A182 F304(L)	A182 F316(L)
9	P.S.Lock Nut	A194 2H	A194 4	A194 8	A194 8M
10	Stem Packing	Flexible Graphite		PTFE	
11	Gland	A276 420		A182 F304	
12	Gland Flange	A216 WCB		A351 Cf8	
13	Gland Eyedolt	A193 B7	A193 B16	A193 B8	A193 B8M
14	Gland Nut	A194 2H	A194 4	A194 8	A194 8M
15	Yoke Nut	A276 410			
16	Hand wheel	A197			
17	Name plate	SS			
18	H.W.Nut	A194 2H	A194 4	A194 8	A194 8M
	Suitable Medium	W.O.G.etc	W.O.G.etc	HNO_3,CH_3OOH etc	
	Suitable Temperature	-29℃~425℃	-29℃~550℃	-29℃~180℃	

Note:Other materials are available upon request.CS=Carbon SteelAS=Alloy Steel;AS=Alloy Steel;SS=Stainless Steel;

Dimensions(mm)and Weights(Kg)

NPS		1/2"	3/4"	1"	1 1/4"	1 1/2"	2"
L (RTJ)	900Lb~1500Lb	216	229	254	279	305	368
	2500Lb	264	273	308	349	384	451
H (OPEN)	900Lb~1500Lb	318	318	318	398	408	524
	2500Lb	333	333	333	410	420	524
	W	160	160	180	200	250	280
Weights	900Lb~1500Lb	15.5	16.9	18.9	28.9	34.3	52.8
	2500Lb	18.0	20.5	23.0	36.1	45.0	81.5

Flanged End Check Valve150Lb~600Lb

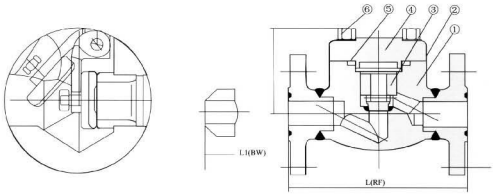

Standard Material Specifications

No.	Part Name	CS to ASTM	AS to ASTM	SS to ASTM	
		Type A105	Type F22	Type F304(L)	Type F316(L)
1	Body	A105	A182 F22	A182 F304(L)	A182 F316(L)
2	Name Plate	SS			
3	Piston Disc	A276 420	A276 304	A276 304(L)	A276 316(L)
4	Bonnet	A105	A182 F22	A182 F304(L)	A182 F316(L)
5	Gasket	Corrugated SS+graphite		316 PTFE SS+PTFE	
6	Bolt	A193 B7	A193 B16	A193 B8	A193 B8(M)
	Suitable Medium	W.O.G.etc	W.O.G.etc	HNO .CH OQH etc	
	Suitable Temperature	-29℃~550℃	-29℃~550℃	-29℃~180℃	

Note:Other materials are available upon request.CS=Carbon SteelAS=Alloy Steel;SS=Stainless Steel;

Dimensions(mm)and Weights(Kg)

NPS			1/2	3/4	1	1 1/4"	1 1/2"	2
L(RF) L1(BW)	150		108	117	127	140	165	203
	300		152	178	203	216	229	267
	600		165	190	216	229	241	292
H	150,300		61	61	79	95	103	118
	600		61	79	95	103	118	135
Weights	150	RF	2.56	3.37	4.37	8.17	8.94	12.64
		BW	1.70	1.90	2.10	5.12	5.50	7.89
	300	RF	2.73	3.65	4.74	8.77	9.60	13.70
		BW	1.90	2.10	3.00	5.12	6.60	7.85
	600	RF	3.00	4.00	5.83	9.47	10.10	15.6
		BW	2.00	3.12	4.25	7.25	8.56	13.60

Forged Steel Flange End Check Valve 900 ~ 1500Lb

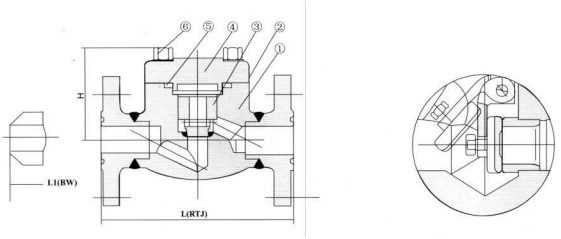

Standard Material Specifications

No.	Part Name	CS to ASTM	AS to ASTM	SS to ASTM	
		Type A 105	Type F22	Type F304(L)	Type F316(L)
1	Body	A105	A182 F22	A182 F304(L)	A182 F316(L)
2	Name Plate	SS			
3	Piston Disc	A276 420	A276 304	A276 304(L)	A276 316(L)
4	Bonnet	A105	A182 F22	A182 F304(L)	A182 F316(L)
5	Gasket	Corrugated SS+graphite			
6	Bolt	A193 B7	A193 B16	A193 B8(M)	A193 B8(M)
Suitable Medium		W.O.G.etc	W.O.G.etc	HNO_3.CH_3OOH etc	
Suitable Temperature		-29℃~425℃	-29℃~550℃	-29℃~180℃	

Note:Other materials are available upon request.CS=Carbon Steel AS=Alloy Steel;SS=Stainless Steel;

Mm&kg Dimensions(mm)and Weights(Kg)

NPS		1/2	3/4	1	1 1/4	1 1/2	2
L(RTJ)		216	229	254	279	305	371
L1(BW)		216	229	254	279	305	368
H		79	79	95	104	120	139
Weights	RTJ	8.5	10.5	15.7	20.8	27.2	33.0
	BW	6.4	8.0	13.2	17.8	24.2	29.7

Flanged End Pressure-seal Piston Check Valve 900Lb~2500Lb

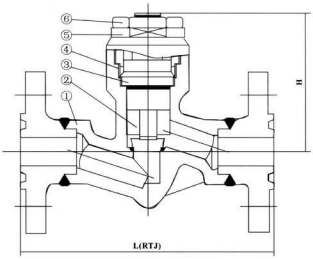

Standard Material Specifications

No.	Part Name	CS to ASTM	CS to ASTM	SS to ASTM	
		Type A105	Type F22	Type F304(L)	Type F316(L)
1	Body	A105	A182 F22	A182 F304(L)	A182 F316(L)
2	Lift Disc	A276 420	A276 304	A276 304(L)	A276 316(L)
3	Pressure Seat	A105	F22	A182 F304(L)	F316
4	Pressure Ring		A276 304L		A276 316L
5	Retaining Nut	A194 2H	A194 4	A194 8	A194 8M
6	P.S.Lock Nut	A194 2H	A194 4	A194 8	A194 8M
Suitable Medium		W.O.G.etc	W.O.G.etc	HNO_3,CH_3OOH etc	
Suitable Temperature		-29℃~425℃	-29℃~550℃	-29℃~180℃	

Note:Other materials are available upon request.CS=Carbon SteelAS=Alloy Steel;SS=Stainless Steel;

Dimensions(mm)and Weights(Kg)

NPS		1/2"	3/4"	1"	1 1/4"	1 1/2"	2"
L(RTJ)	900Lb~1500Lb	216	229	254	279	305	368
	2500Lb	264	273	308	349	384	451
H	900Lb~1500Lb	117	117	117	152	152	195
	2500Lb	117	117	117	152	152	195
Weights	900Lb~1500Lb	10.5	11.9	13.9	19.9	26.9	32.5
	2500Lb	12.6	14.9	16.5	24.8	30.0	35.0